



CIRCUIT BREAKER 400V 10KA, 3-POLE, D, 32A, D=70MM

Similar to image


**Technical data:**

Type of mounting		Quick assembly system
mounting position		any
Mounting depth	mm	70
Height		-
Width		-
Depth		-
Current / for AC / rated value	A	32
Tripping characteristic class		D
Number of pitch units for width		3
Product feature / sealable		Yes
Degree of pollution		3
Position / of power supply cord		Any
Product property / properties for main switches in accordance with EN 60204-1		Yes
Mechanical operating cycles as operating time / typical		20,000
Overvoltage class		3
Product equipment / touch-protection		Yes
Resistance against shock / according to IEC 60068-2-27		150m/s <sup>2</sup> at 11ms half-sine

<b>type of voltage</b>		AC/DC
• for AC / rated value	V	400
• with multi-phase operation / with AC / rated value	V	400
<b>Switching capacity current</b>		
• in accordance with IEC 60947-2 / rated value	kA	20
• with DC / in accordance with IEC 60947-2 / rated value	kA	15
• acc. to EN 60898 / rated value	kA	10
<b>Breaking capacity short-circuit current (I<sub>cn</sub>)</b>		
• with DC / in accordance with EN 60898-2	kA	10
• with AC / in accordance with UL 10077 and CSA C22.2 No.235	kA	5
<b>Ambient temperature</b>		
• minimum	°C	-25
• maximum	°C	55
• during storage		
• minimum	°C	-40
• maximum	°C	75
<b>Insulation voltage</b>		
• with multi-phase operation / with AC / rated value	V	440
<b>AWG number / as encoded connectable conductor cross-section</b>		
• minimum		14
• maximum		4
<b>Conductor cross-section that can be connected</b>		
• solid		
• minimum	mm <sup>2</sup>	0.75
• maximum	mm <sup>2</sup>	35
• multibrin		
• minimum	mm <sup>2</sup>	0.75
• maximum	mm <sup>2</sup>	35
• finely stranded / with wire end processing		
• minimum	mm <sup>2</sup>	0.75
• maximum	mm <sup>2</sup>	25
<b>Product component</b>		
• combined terminal top		Yes
• combined terminal bottom		Yes
<b>Tightening torque / with screw-type terminals</b>		
• minimum	N-m	2.5
• maximum	N-m	3
<b>Tightening torque (lbf-in) / with screw connection</b>		
• minimum	lbf-in	22

• maximum	lbf-in	26
<b>Product feature</b>		
• [not supplied - silicon-free]		Yes
• halogen-free		Yes
<b>Number of test cycles / for environmental testing / in accordance with IEC 60068-2-30</b>		6
<b>Item designation</b>		
• according to DIN EN 61346-2		-
• according to DIN 40719 extendable after IEC 204-2 according to IEC 750		-

#### Certificates/approvals:

General Product Approval			Declaration of Conformity	
 CCC	 GOST	 IMQ	 VDE	 EG-Konf.
Shipping Approval			other	
 DNV	 LRS	 RINA	<a href="#">other</a>	

#### Further information:

##### Information- and Downloadcenter (Catalogs, Brochures,...)

<http://www.siemens.com/lowvoltage/catalogs>

##### Industry Mall (Online ordering system)

<http://www.siemens.com/lowvoltage/mall>

##### Service&Support (Manuals, Certificates, Characteristics, FAQs,...)

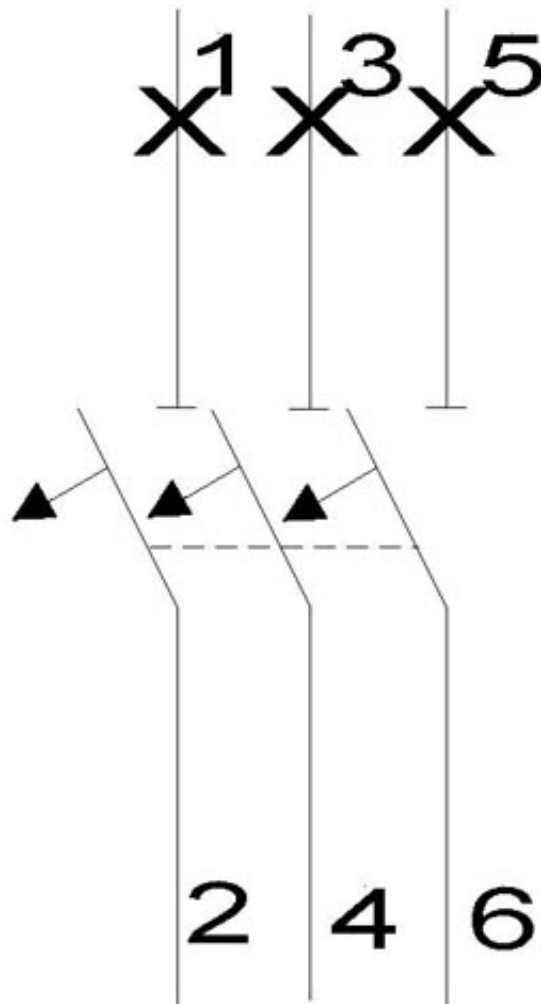
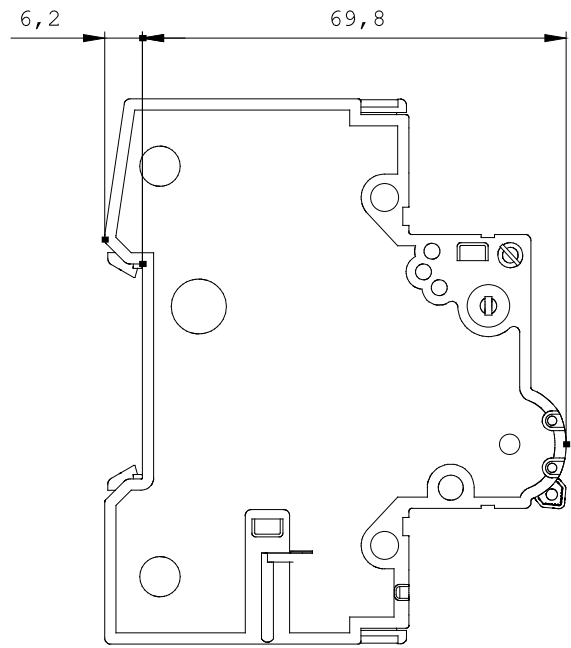
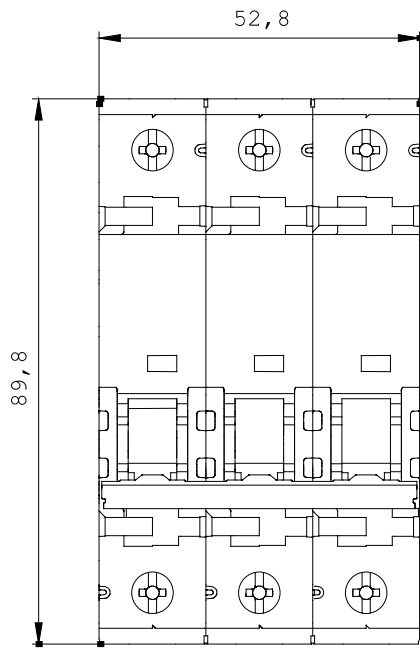
<http://support.automation.siemens.com/WWW/view/en/5SY4332-8/all>

##### Image database (product images, 2D dimension drawings, 3D models, device circuit diagrams, ...)

[http://www.automation.siemens.com/bilddb/cax\\_en.aspx?mlfb=5SY4332-8](http://www.automation.siemens.com/bilddb/cax_en.aspx?mlfb=5SY4332-8)

##### CAX-Online-Generator

<http://www.siemens.com/cax>



last change:

Jul 3, 2012