

withdrawable circuit breaker with guide frame 3-pole, size I, IEC  
 In=1600A to 690V, AC50/60Hz Icu=55kA at 500V rear connection  
 horizontal Overcurrent release ETU 27 LSING protection adjustable  
 0.4-1 in Ground fault/N protection integrated With manual operating  
 mechanism with storage with mechanical request without 1st  
 auxiliary release without 2nd auxiliary release 2NO+2NC



Model	
product brand name	SENTRON
product designation	ACB
design of the product	IEC 60947-2
design of the actuating element	Pushbutton
type of the driving mechanism	Manual operating mechanism with mechanical closing
type of the driving mechanism / motor drive	No

design of the overcurrent release	ETU27B
-----------------------------------	--------

### General technical data

number of poles	3
size of the circuit-breaker	1
utilization category	B
circuit-breaker / Design	3WL1

### Voltage

Rated insulation voltage $U_i$	1 000 V
insulation voltage / rated value	1 000 V
operating voltage	
• at AC / at 50/60 Hz / rated value	690 V

### Protection class

protection class IP	IP20
protection class IP / on the front	IP20
protection function of the overcurrent release	LSING

### Dissipation

power loss [W]	
• for rated value of the current / at AC / in hot operating state / per pole	116.7 W
• maximum	350 W

### Current

continuous current / rated value / maximum	1 600 A
continuous current / rated value	1 600 A
adjustable current response value current	
• of the current-dependent overload release / full-scale value	1 600 A
• of instantaneous short-circuit trip unit / initial value	32 000 A
• of instantaneous short-circuit trip unit / full-scale value	32 000 A

### Main circuit

operating frequency	
• 1 / rated value	50 Hz
• 2 / rated value	60 Hz
operational current	
• at 40 °C / rated value	1 600 A
• at 50 °C / rated value	1 600 A
• at 55 °C / rated value	1 600 A
• at 60 °C / rated value	1 600 A
• at 65 °C / rated value	1 600 A
• at 70 °C / rated value	1 490 A

Auxiliary circuit	
number of NC contacts / for auxiliary contacts	2
number of NO contacts / for auxiliary contacts	2
Suitability	
suitability for use	Plant / motor protection
Adjustable parameters	
adjustable current response value current / of the current-dependent overload release / initial value	640 A
Product details	
product component	
<ul style="list-style-type: none"> <li>• trip indicator</li> <li>• voltage trigger</li> <li>• undervoltage release</li> </ul>	Yes No No
design of the auxiliary switch	2 NO + 2 NC
product extension / optional / motor drive	Yes
Product function	
product function	
<ul style="list-style-type: none"> <li>• grounding protection</li> <li>• phase failure detection</li> </ul>	Yes Yes
Display and operation	
display version	without display
Short circuit	
breaking capacity operating short-circuit current (Ics)	
<ul style="list-style-type: none"> <li>• at 415 V / rated value</li> <li>• at 500 V / rated value</li> <li>• at 690 V / rated value</li> </ul>	55 kA 55 kA 42 kA
<ul style="list-style-type: none"> <li>• breaking capacity maximum short-circuit current (Icu) / at 415 V / rated value</li> <li>• breaking capacity maximum short-circuit current (Icu) / at 500 V / rated value</li> <li>• breaking capacity maximum short-circuit current (Icu) / at 690 V / rated value</li> </ul>	55 kA 55 kA 42 kA
Connections	
arrangement of electrical connectors / for main current circuit	Main connection rear side horizontal
type of electrical connection / for main current circuit	busbar connection
Mechanical Design	
height	460 mm
width	320 mm
depth	456 mm

fastening method	drawer unit
------------------	-------------

### Environmental conditions

ambient temperature / during operation	
<ul style="list-style-type: none"> <li>• minimum</li> <li>• maximum</li> </ul>	<p>-20 °C</p> <p>70 °C</p>
ambient temperature / during storage	
<ul style="list-style-type: none"> <li>• minimum</li> <li>• maximum</li> </ul>	<p>-40 °C</p> <p>70 °C</p>

### Certificates

reference code	
<ul style="list-style-type: none"> <li>• acc. to DIN EN 61346-2</li> <li>• acc. to IEC 81346-2</li> </ul>	<p>Q</p> <p>Q</p>

General Product Approval	Declaration of Conformity	Test Certificates	Shipping Approval
--------------------------	---------------------------	-------------------	-------------------



Miscellaneous

[Special Test Certificate](#)



Shipping Approval	other
-------------------	-------



[CCS / China Classification Society](#)

[Environmental Confirmations](#)

[Manufacturer Declaration](#)

other
-------

[Confirmation](#)

[Miscellaneous](#)

### Further information

**Industry Mall (Online ordering system)**

[mall.industry.siemens.com/mall/en/en/Catalog/product?mlfb=3WL1116-2DG36-1AA2](http://mall.industry.siemens.com/mall/en/en/Catalog/product?mlfb=3WL1116-2DG36-1AA2)

**Service&Support (Manuals, Certificates, Characteristics, FAQs,...)**

[support.industry.siemens.com/cs/ww/en/ps/3WL1116-2DG36-1AA2](http://support.industry.siemens.com/cs/ww/en/ps/3WL1116-2DG36-1AA2)

**Image database (product images, 2D dimension drawings, 3D models, device circuit diagrams, ...)**

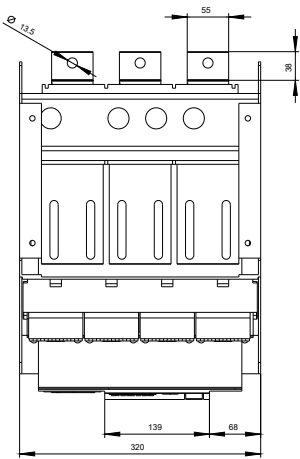
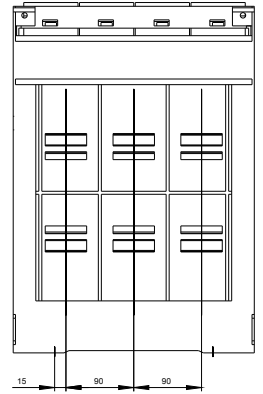
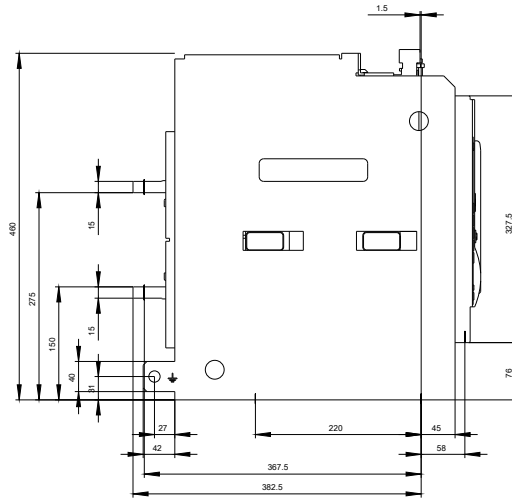
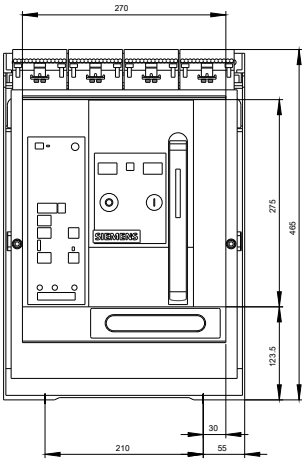
[automation.siemens.com/bilddb/cax\\_en.aspx?mlfb=3WL1116-2DG36-1AA2](http://automation.siemens.com/bilddb/cax_en.aspx?mlfb=3WL1116-2DG36-1AA2)

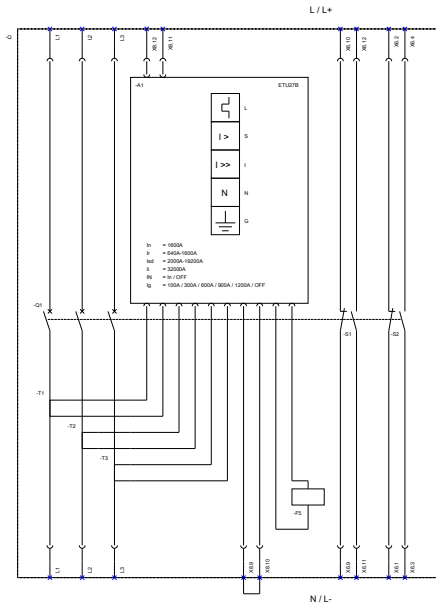
**CAX-Online-Generator**

[siemens.com/cax](http://siemens.com/cax)

**Tender specifications**

[siemens.com/specifications](http://siemens.com/specifications)





last modified:

12/10/2020

