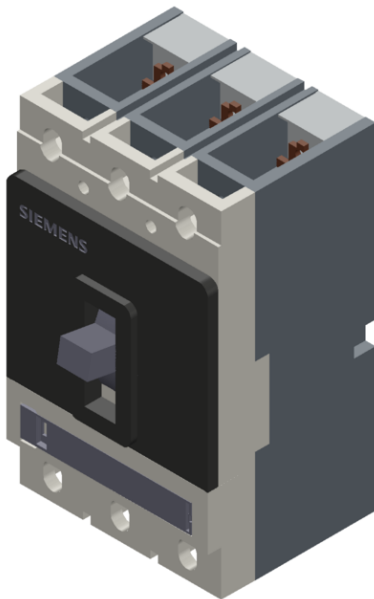


circuit breaker VL160N standard breaking capacity $I_{cu}=55kA$, 415V AC 3-pole, line protection Electronic Trip Unit ETU10, $I_n=160A$, rated current $I_R=64\dots160A$, overload protection, $I_l=1.25$ to $11 \times I_n$, short-circuit protection with screw terminals without auxiliary release without auxiliary/alarm switch



Model	
type of the driving mechanism / motor drive	No
design of the overcurrent release	ETU10
General technical data	
number of poles	3
size of the circuit-breaker	3VL2
mechanical service life (switching cycles) / typical	20 000

electrical endurance (switching cycles) / typical	10 000
utilization category	A
performance class for circuit breaker	N
reference code / acc. to DIN 40719 extended according to IEC 204-2 / acc. to IEC 750	Q
operating frequency / maximum	120 1/s

Voltage

Rated operational voltage U _e / max.	690 V
insulation voltage	
• rated value	800 V
• at AC / rated value	800 V
surge voltage resistance / rated value	8 kV
operating voltage	
• rated value / maximum	690 V
• for main current circuit / at AC / at 50 Hz / maximum	690 V
• for main current circuit / at AC / at 60 Hz / maximum	690 V
• for main current circuit / at DC / maximum	500 V

Protection class

protection class IP	IP20
protection function of the overcurrent release	LI

Current

continuous current / rated value	160 A
derating temperature / for the rated value of the continuous current	50 °C
adjustable current response value current	
• of the current-dependent overload release / full-scale value	160 A
• of instantaneous short-circuit trip unit / initial value	200 A
• of instantaneous short-circuit trip unit / full-scale value	1 760 A

Main circuit

operating frequency	
• 1 / rated value	50 Hz
• 2 / rated value	60 Hz
operational current	
• at 40 °C / rated value	160 A
• at 50 °C / rated value	160 A
• at 55 °C / rated value	152 A
• at 60 °C / rated value	152 A

- at 65 °C / rated value 128 A
- at 70 °C / rated value 128 A

Auxiliary circuit

number of CO contacts / for auxiliary contacts	0
number of NC contacts / for auxiliary contacts	0
number of NO contacts / for auxiliary contacts	0

Suitability

suitability for use	system protection
---------------------	-------------------

Adjustable parameters

adjustable current response value current / of the current-dependent overload release / initial value	64 A
---	------

Product details

product component	
• trip indicator	No
• auxiliary switch	No
• voltage trigger	No
• undervoltage release	No
• undervoltage release with leading contact	No
product extension / optional / motor drive	Yes

Product function

product function	
• of thermal overload trip unit	adjustable
• grounding protection	No
• for neutral conductors / short-circuit and overload proof	No
• overload protection	Yes

Short circuit




breaking capacity operating short-circuit current (Ics)	
• at 240 V / rated value	65 kA
• at 415 V / rated value	55 kA
• at 500 V / rated value	20 kA
• at 690 V / rated value	6 kA
breaking capacity maximum short-circuit current (Icu)	
• at 240 V / rated value	65 kA
• at 415 V / rated value	55 kA
• at 440 V / rated value	25 kA
• at 480 V / acc. to NEMA / rated value	25 kA
• at 500 V / rated value	25 kA
• at 600 V / acc. to NEMA / rated value	12 kA
• at 690 V / rated value	12 kA



Connections	
arrangement of electrical connectors / for main current circuit	front side
type of connectable conductor cross-sections / for main contacts	
<ul style="list-style-type: none"> • with flexible busbar 	12 x 10 mm
<ul style="list-style-type: none"> • solid 	2.5 ... 95 mm ²
<ul style="list-style-type: none"> • finely stranded / with core end processing 	2.5 ... 50 mm ²
<ul style="list-style-type: none"> • stranded 	2.5 ... 95 mm ²
type of connectable conductor cross-sections / for auxiliary contacts	
<ul style="list-style-type: none"> • solid 	0.75 ... 1.5 mm ²
<ul style="list-style-type: none"> • finely stranded / with core end processing 	0,75 ... 1.0 mm ²
type of electrical connection / for main current circuit	screw-type terminals

Mechanical Design	
height	174.5 mm
width	104.5 mm
depth	106.5 mm
fastening method	fixed mounting

Environmental conditions	
ambient temperature / during operation	
<ul style="list-style-type: none"> • minimum 	-25 °C
<ul style="list-style-type: none"> • maximum 	70 °C
ambient temperature / during storage	
<ul style="list-style-type: none"> • minimum 	-40 °C
<ul style="list-style-type: none"> • maximum 	80 °C

Certificates	
certificate of suitability	IEC, standard switching capacity (N)
reference code	
<ul style="list-style-type: none"> • acc. to DIN EN 61346-2 	Q

General Product Approval		EMC	Declaration of Conformity	Test Certificates
Miscellaneous	 CCC	TSE	 C-Tick	 EG-Konf.
				Special Test Certificate

Shipping Approval	other				
 RINA	 RMRS	Confirmation	Miscellaneous	Environmental Conformations	Manufacturer Declaration

Further information

Information- and Downloadcenter (Catalogs, Brochures,...)

<http://www.siemens.com/lowvoltage/catalogs>

Industry Mall (Online ordering system)

<https://mall.industry.siemens.com/mall/en/en/Catalog/product?mlfb=3VL2716-1SB36-0AA0>

Service&Support (Manuals, Certificates, Characteristics, FAQs,...)

<https://support.industry.siemens.com/cs/ww/en/ps/3VL2716-1SB36-0AA0>

Image database (product images, 2D dimension drawings, 3D models, device circuit diagrams, ...)

http://www.automation.siemens.com/bilddb/cax_en.aspx?mlfb=3VL2716-1SB36-0AA0

CAX-Online-Generator

<http://www.siemens.com/cax>

Tender specifications

<http://www.siemens.com/specifications>