

SIRIUS SAFETY RELAY POWERSUPPLY FOR 3SK1 ADVANCED SERIES US = 115 - 230 V AC/DC SCREW CONNECTION



Figure similar

General technical data:

product brand name	SIRIUS
Protection class IP of the enclosure	IP20
Insulation voltage Rated value	300 V
Surge voltage resistance Rated value	4 000 V
Air pressure acc. to SN 31205	90 ... 106 kPa
Relative humidity during operation	10 ... 95 %
Installation altitude at height above sea level maximum	2 000 m
Vibration resistance acc. to IEC 60068-2-6	5 ... 500 Hz: 0,75 mm
Shock resistance	10g / 11 ms
EMC emitted interference	IEC 60947-5-1, Class A
Overvoltage category	Installation category III
Degree of pollution	3
Ambient temperature	
• during storage	-40 ... +80 °C
• during operation	-25 ... +60 °C
Type of current supply	24 V / 0,6 A
Galvanic isolation between entrance and outlet	Yes

Display version for normal operation	Green LED for 24 V OK
Property of the output Short-circuit proof	Yes
Product property Parallel switching of channels	No
Consumed current maximum	0.25 A
Control supply voltage	
• at DC Rated value	110 ... 240 V
• at AC	
— at 50 Hz Rated value	110 ... 240 V
— at 60 Hz Rated value	110 ... 240 V
Operating range factor control supply voltage rated value	
• at DC	0.85 ... 1.1
• at AC	
— at 50 Hz	0.85 ... 1.1
— at 60 Hz	0.85 ... 1.1
Active power loss	17 W

Control circuit/ Control:

Output voltage at DC Rated value	24 V
Output current Rated range	0.6 A
Design of short-circuit protection	automatically start-up






Installation/ mounting/ dimensions:

mounting position	any
Required spacing for grounded parts at the side	5 mm
Required spacing with side-by-side mounting at the side	0 mm
Mounting type	screw and snap-on mounting
Width	22.5 mm
Height	100 mm
Depth	121.6 mm

Connections/ Terminals:

Type of electrical connection	screw-type terminals
Type of connectable conductor cross-section	
• solid	1x (0.5 ... 2.5 mm ²), 2x (1.0 ... 1.5 mm ²)
• finely stranded	
— with core end processing	1x (0.5 ... 2.5 mm ²), 2x (0.5 ... 1.0 mm ²)
Type of connectable conductor cross-section for AWG conductors	
• solid	1x (20 ... 14), 2x (18 ... 16)

Certificates/ approvals:

General Product Approval	EMC	Declaration of Conformity	Test Certificates
 CCC	 C-TICK	 EG-Konf.	Typprüfbescheinigung/Werkszeugnis
 CSA	 UL		

other
[Bestätigungen](#)

Further information

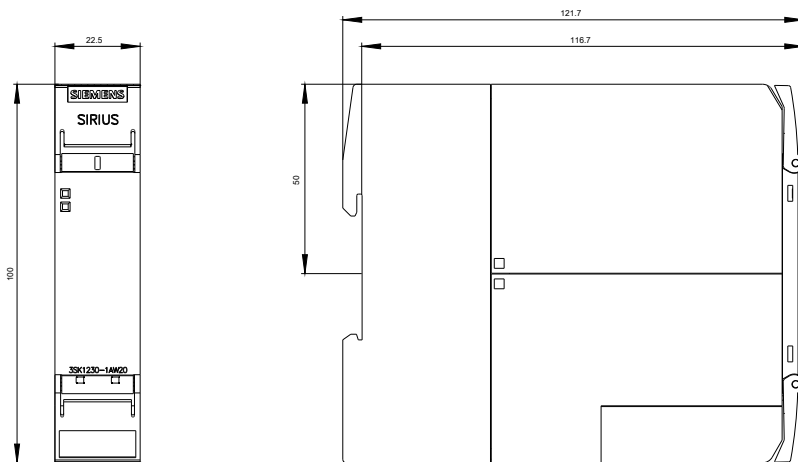
Information- and Downloadcenter (Catalogs, Brochures,...)
<http://www.siemens.com/industrial-controls/catalogs>

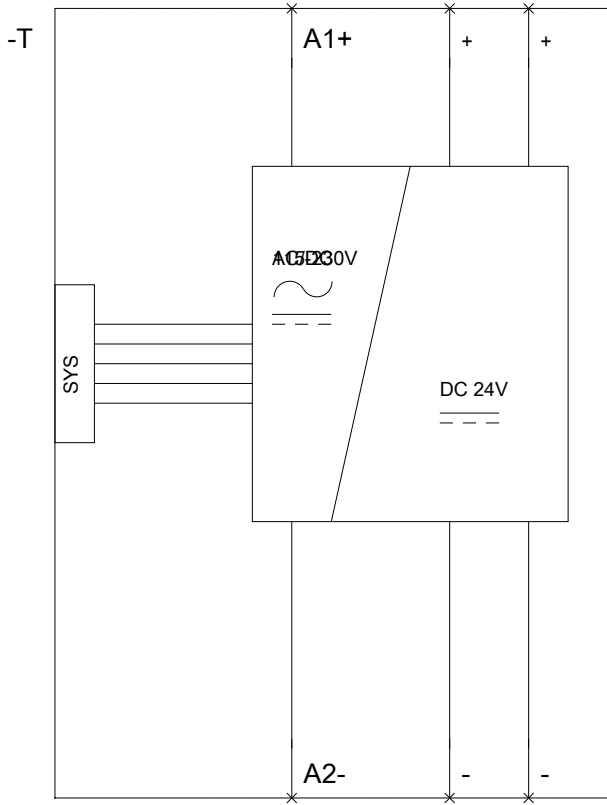
Industry Mall (Online ordering system)
<http://www.siemens.com/industrymall>

Cax online generator
<http://support.automation.siemens.com/WW/CAXorder/default.aspx?lang=en&mlfb=3SK12301AW20>

Service&Support (Manuals, Certificates, Characteristics, FAQs,...)
<https://support.industry.siemens.com/cs/ww/en/ps/3SK12301AW20>

Image database (product images, 2D dimension drawings, 3D models, device circuit diagrams, EPLAN macros, ...)
http://www.automation.siemens.com/bilddb/cax_de.aspx?mlfb=3SK12301AW20&lang=en





last modified:

17.07.2015