



SIRIUS safety relay Basic unit Standard series electronic enabling circuits 2 enabling circuits plus 1 signaling circuit $U_s = 24\text{ V DC}$ Spring-type terminal (push-in)

product brand name	SIRIUS
product category	Safety relays
product designation	safety relays
design of the product	Solid-state enabling circuits
General technical data	
protection class IP of the enclosure	IP20
touch protection against electrical shock	finger-safe
insulation voltage rated value	50 V
ambient temperature	
• during storage	-40 ... +80 °C
• during operation	-25 ... +60 °C
air pressure according to SN 31205	90 ... 106 kPa
relative humidity during operation	10 ... 95 %
installation altitude at height above sea level maximum	4 000 m; Derating, see Product Notification 109792701
vibration resistance according to IEC 60068-2-6	5 ... 500 Hz: 0.75 mm
shock resistance	10g / 11 ms
surge voltage resistance rated value	800 V
EMC emitted interference	IEC 60947-5-1, Class A
installation environment regarding EMC	This product is suitable for Class A environments only. In household environments, this device can cause unwanted radio interference. The user is required to implement appropriate measures in this case.
overvoltage category	3
degree of pollution	3
reference code according to IEC 81346-2	F
power loss [W] maximum	2 W
number of sensor inputs 1-channel or 2-channel	1
design of the cascading	yes
type of the safety-related wiring of the inputs	single-channel and two-channel
product feature cross-circuit-proof	Yes
Safety Integrity Level (SIL)	
• according to IEC 62061	3
• according to IEC 61508	3
performance level (PL)	
• according to ISO 13849-1	e
category according to EN ISO 13849-1	4
Safe failure fraction (SFF)	99 %
PFHD with high demand rate according to EN 62061	1E-9 1/h
PFDavg with low demand rate according to IEC 61508	7E-6
T1 value for proof test interval or service life according to IEC 61508	20 a
hardware fault tolerance according to IEC 61508	1

safety device type according to IEC 61508-2	Type B
Inputs/ Outputs	
number of outputs as contact-affected switching element	
<ul style="list-style-type: none"> ● as NO contact <ul style="list-style-type: none"> — safety-related instantaneous contact — safety-related delayed switching 	0 0
number of outputs as contact-less semiconductor switching element	
<ul style="list-style-type: none"> ● safety-related <ul style="list-style-type: none"> — instantaneous contact ● for signaling function instantaneous contact 	2 1
stop category according to EN 60204-1	0
design of input	
<ul style="list-style-type: none"> ● cascading input/functional switching ● feedback input ● start input 	Yes Yes Yes
type of electrical connection plug-in socket	No
operating frequency maximum	2 000 1/h
switching capacity current	
<ul style="list-style-type: none"> ● of semiconductor outputs at DC-13 at 24 V 	2 A
design of the fuse link for short-circuit protection of the NO contacts of the relay outputs required	not required
wire length	
<ul style="list-style-type: none"> ● with Cu 1.5 mm² and 150 nF/km per sensor circuit maximum 	4 000 m
make time with automatic start	
<ul style="list-style-type: none"> ● at DC maximum 	85 ms
make time with automatic start after power failure	
<ul style="list-style-type: none"> ● typical ● maximum 	6 500 ms 6 500 ms
make time with monitored start	
<ul style="list-style-type: none"> ● maximum 	85 ms
backslide delay time after opening of the safety circuits typical	40 ms
recovery time after opening of the safety circuits typical	30 ms
recovery time after power failure typical	6.5 s
pulse duration	
<ul style="list-style-type: none"> ● of the sensor input minimum ● of the ON pushbutton input minimum 	60 ms 0.15 s
Control circuit/ Control	
type of voltage of the control supply voltage	DC
control supply voltage	
<ul style="list-style-type: none"> ● at DC <ul style="list-style-type: none"> — rated value — rated value 	24 V 24 ... 24 V
operating range factor control supply voltage rated value of magnet coil	
<ul style="list-style-type: none"> ● at DC 	0.8 ... 1.2
Installation/ mounting/ dimensions	
mounting position	any
required spacing for grounded parts at the side	5 mm
fastening method	screw and snap-on mounting
width	22.5 mm
height	100 mm
depth	91.6 mm
Connections/ Terminals	
type of electrical connection	spring-loaded terminal (push-in)
type of connectable conductor cross-sections	
<ul style="list-style-type: none"> ● solid ● finely stranded <ul style="list-style-type: none"> — with core end processing — without core end processing 	1x (0.5 ... 1.5 mm ²), 2x (0.5 ... 1.5 mm ²) 1x (0.5 ... 1.0 mm ²), 2x (0.5 ... 1.0 mm ²) 1x (0.5 ... 1.5 mm ²), 2x (0.5 ... 1.5 mm ²)

type of connectable conductor cross-sections for AWG cables	
<ul style="list-style-type: none"> • solid • stranded 	1x (20 ... 16), 2x (20 ... 16) 1x (20 ... 16), 2x (20 ... 16)
Product Function	
product function parameterizable	sensor floating / sensor non-floating, monitored start-up / automatic start, 1-channel / 2-channel sensor connection, cross-circuit detection, startup testing
suitability for operation device connector 3ZY12	No
suitability for interaction press control	No
suitability for use	
<ul style="list-style-type: none"> • safety switch • monitoring of floating sensors • monitoring of non-floating sensors • magnetically operated switch monitoring • safety-related circuits 	Yes Yes Yes Yes Yes

Certificates/ approvals

General Product Approval	EMC
---------------------------------	------------



[Confirmation](#)



Functional Safety/Safety of Machinery	Declaration of Conformity	Test Certificates	Marine / Shipping
----------------------------------------------	----------------------------------	--------------------------	--------------------------

[Type Examination Certificate](#)



[Type Test Certificates/Test Report](#)



Marine / Shipping	other	Railway
--------------------------	--------------	----------------



[Confirmation](#)

[Confirmation](#)

Further information

Siemens has decided to exit the Russian market (see here).
<https://press.siemens.com/global/en/pressrelease/siemens-wind-down-russian-business>

Siemens is working on the renewal of the current EAC certificates.
 Please contact your local Siemens office on the status of validity of the EAC certification if you intend to import or offer to supply these products to an EAC relevant market (other than the sanctioned EAEU member states Russia or Belarus).

Information on the packaging
<https://support.industry.siemens.com/cs/ww/en/view/109813875>

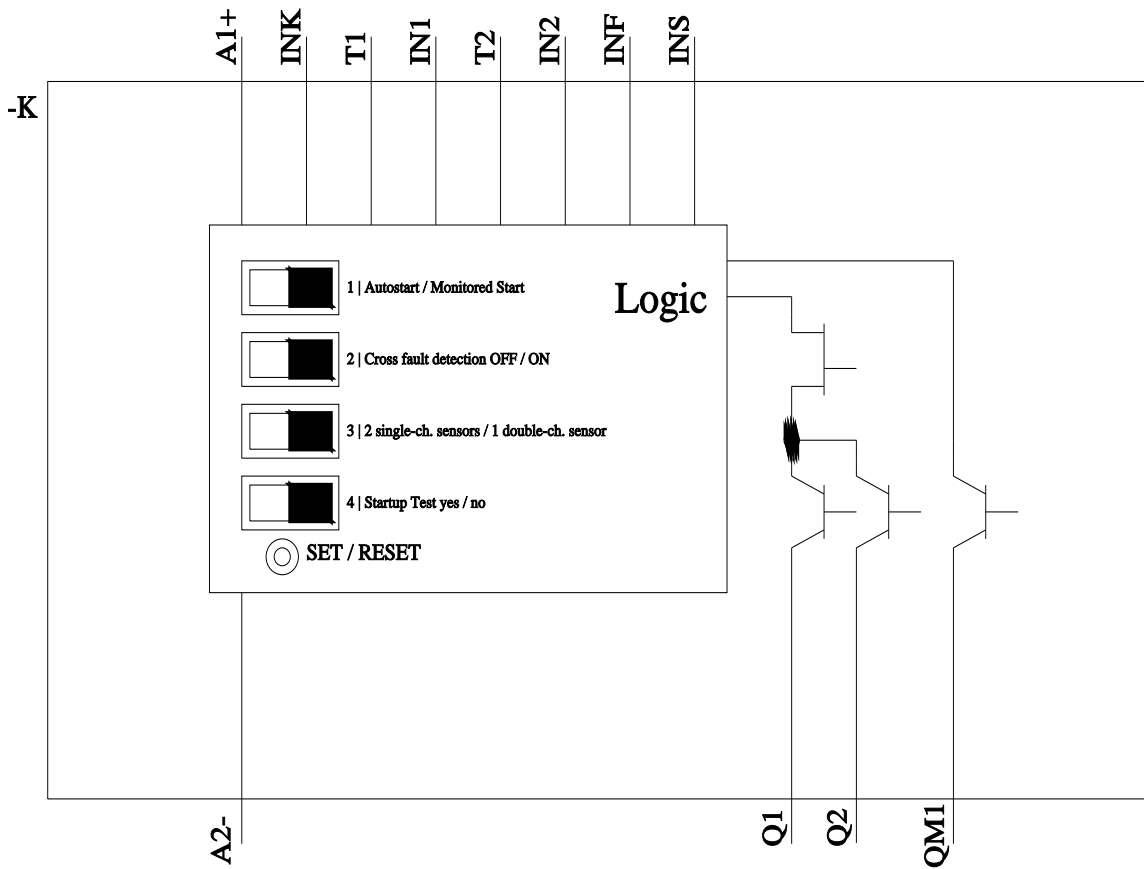
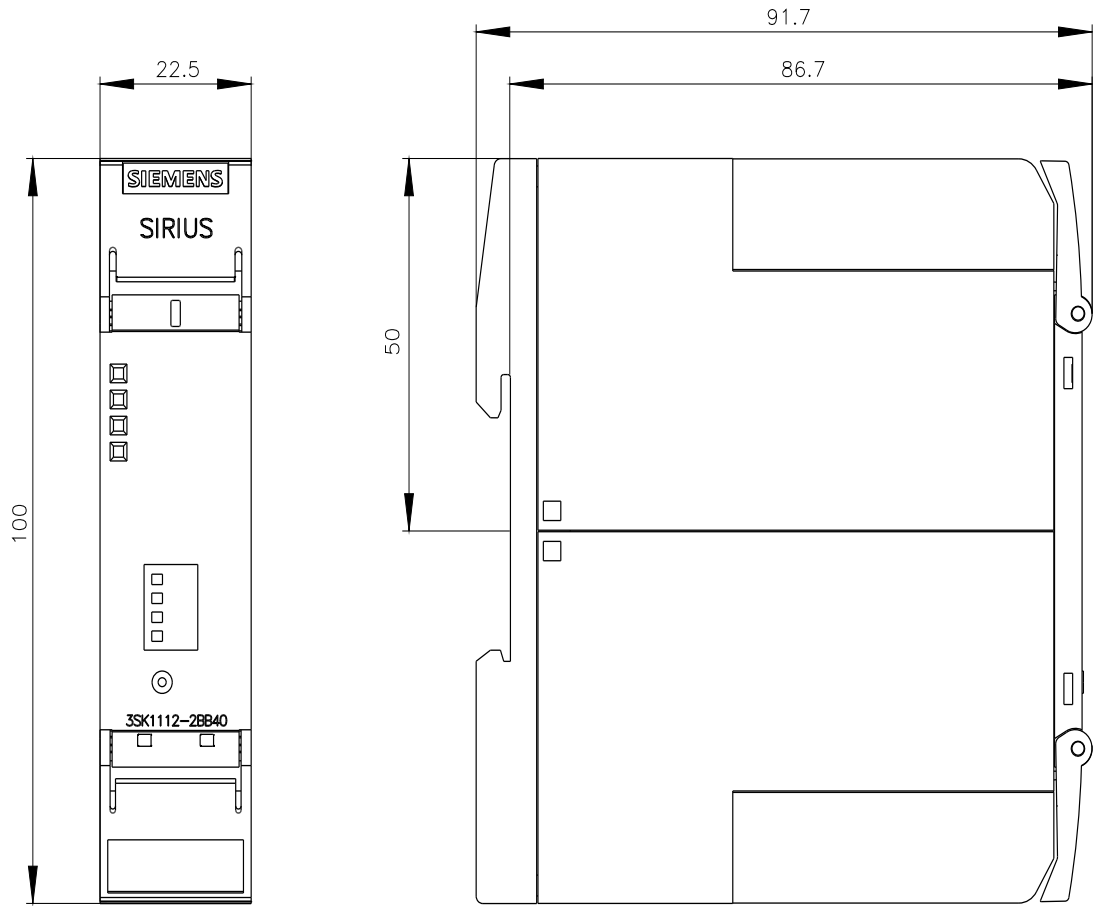
Information- and Downloadcenter (Catalogs, Brochures,...)
<https://www.siemens.com/ic10>

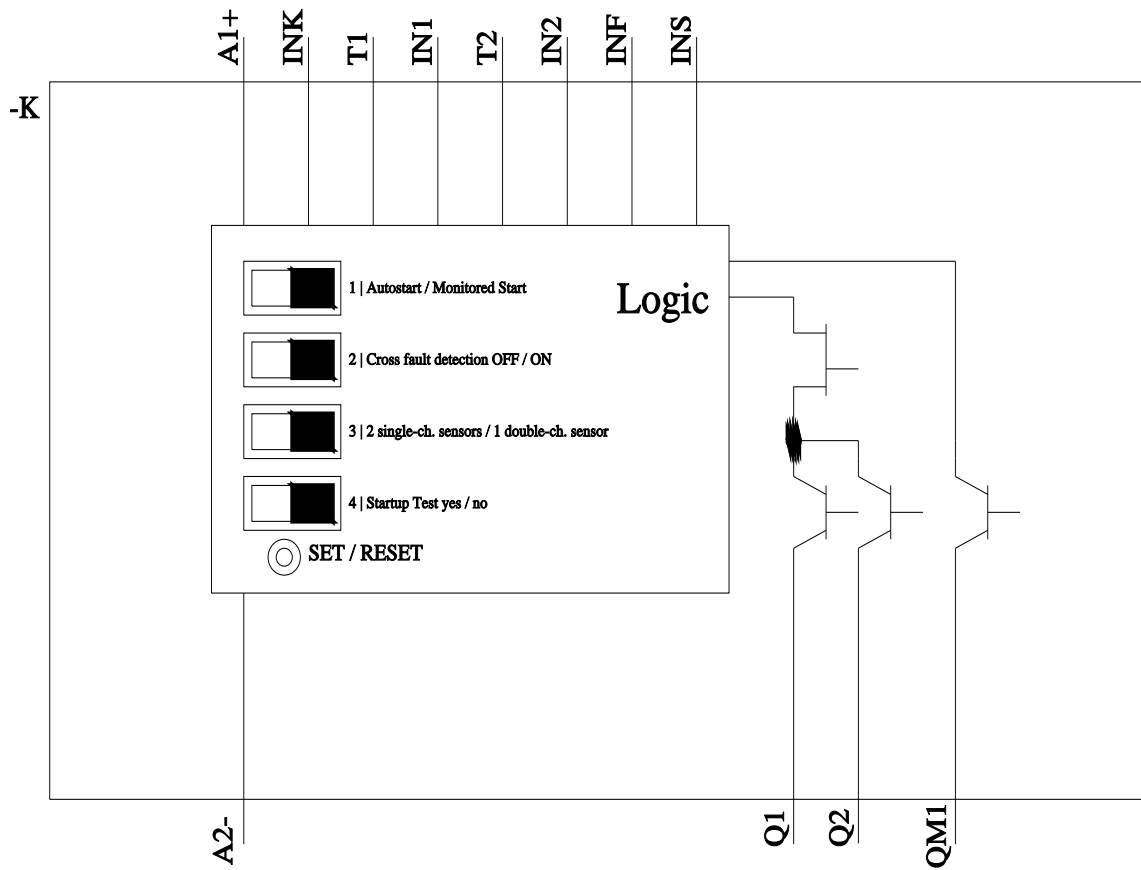
Industry Mall (Online ordering system)
<https://mall.industry.siemens.com/mall/en/en/Catalog/product?mlfb=3SK1112-2BB40>

Cax online generator
<http://support.automation.siemens.com/WW/CAXorder/default.aspx?lang=en&mlfb=3SK1112-2BB40>

Service&Support (Manuals, Certificates, Characteristics, FAQs,...)
<https://support.industry.siemens.com/cs/ww/en/ps/3SK1112-2BB40>

Image database (product images, 2D dimension drawings, 3D models, device circuit diagrams, EPLAN macros, ...)
http://www.automation.siemens.com/bilddb/cax_de.aspx?mlfb=3SK1112-2BB40&lang=en





last modified:

8/29/2023