

OVERLOAD RELAY, 5.5...8 A, 1NO+1NC, SIZE S0, CLASS 10,
FOR CONTACTOR MOUNTING



Figure similar

product brand name	SIRIUS
Product designation	thermal overload relay

General technical data:

Size of overload relay	S0
Size of contactor can be combined company-specific	S0
Power loss [W] total typical	6 W
Insulation voltage with degree of pollution 3 rated value	690 V
Surge voltage resistance rated value	6 kV
Protection class IP <ul style="list-style-type: none"> • on the front 	IP20
Shock resistance	8g / 10 ms
Type of protection	DMT 98 ATEX G 001
Protection against electrical shock	finger-safe
Equipment marking acc. to DIN EN 81346-2	F

Ambient conditions:

Installation altitude at height above sea level maximum	2 000 m
Ambient temperature	

<ul style="list-style-type: none"> during operation 	-20 ... +70 °C
<ul style="list-style-type: none"> during storage 	-55 ... +80 °C
<ul style="list-style-type: none"> during transport 	-55 ... +80 °C
Relative humidity during operation	100 %

Main circuit:

Number of poles for main current circuit	3
Adjustable pick-up value current of the current-dependent overload release	5.5 ... 8 A
Operating voltage	
<ul style="list-style-type: none"> at AC-3 rated value maximum 	690 V

Auxiliary circuit:

Number of NC contacts	
<ul style="list-style-type: none"> for auxiliary contacts 	1
Number of NO contacts	
<ul style="list-style-type: none"> for auxiliary contacts 	1
Number of CO contacts	
<ul style="list-style-type: none"> for auxiliary contacts 	0
Operating current of auxiliary contacts at AC-15	
<ul style="list-style-type: none"> at 24 V at 110 V at 120 V at 125 V at 230 V at 400 V 	3 A 3 A 3 A 3 A 2 A 1 A
Operating current of auxiliary contacts at DC-13	
<ul style="list-style-type: none"> at 24 V at 110 V at 125 V at 220 V 	1 A 0.22 A 0.22 A 0.11 A

Protective and monitoring functions:

Trip class	Class 10
-------------------	----------

Short-circuit protection

Design of the fuse link	
<ul style="list-style-type: none"> for short-circuit protection of the auxiliary switch required 	fuse gL/gG: 6 A, quick: 10 A

Installation/ mounting/ dimensions:

Mounting position	with vertical mounting surface +/-135° rotatable, with vertical mounting surface +/- 45° tiltable to the front and back
Mounting type	direct mounting
Height	97 mm
Width	45 mm

Depth	96 mm
Required spacing	
<ul style="list-style-type: none"> • with side-by-side mounting <ul style="list-style-type: none"> — forwards 0 mm — Backwards 0 mm — upwards 0 mm — downwards 0 mm — at the side 0 mm • for grounded parts <ul style="list-style-type: none"> — forwards 0 mm — Backwards 0 mm — upwards 0 mm — at the side 6 mm — downwards 0 mm • for live parts <ul style="list-style-type: none"> — forwards 0 mm — Backwards 0 mm — upwards 0 mm — downwards 0 mm — at the side 6 mm 	

Connections/ Terminals:

Product function	
<ul style="list-style-type: none"> • removable terminal for auxiliary and control circuit 	No
Type of electrical connection	
<ul style="list-style-type: none"> • for main current circuit • for auxiliary and control current circuit 	<p>screw-type terminals</p> <p>screw-type terminals</p>
Type of connectable conductor cross-sections	
<ul style="list-style-type: none"> • for main contacts <ul style="list-style-type: none"> — solid 2x (1 ... 2.5 mm²), 2x (2.5 ... 10 mm²) — finely stranded with core end processing 2x (1 ... 2.5 mm²), 2x (2.5 ... 6 mm²), 1x 10 mm² • at AWG conductors for main contacts 2x (16 ... 12), 2x (14 ... 8) 	
Type of connectable conductor cross-sections	
<ul style="list-style-type: none"> • for auxiliary contacts <ul style="list-style-type: none"> — solid 2x (0.5 ... 1.5 mm²), 2x (0.75 ... 2.5 mm²) — finely stranded with core end processing 2x (0.5 ... 1.5 mm²), 2x (0.75 ... 2.5 mm²) • at AWG conductors for auxiliary contacts 2x (20 ... 16), 2x (18 ... 14) 	

Certificates/approvals

General Product Approval	For use in hazardous locations
--------------------------	--------------------------------



Declaration of Conformity	Test Certificates	Shipping Approval
---------------------------	-------------------	-------------------



[spezielle Prüfbescheinigung](#)

[Typprüfbescheinigung/Werkszeugnis](#)



Shipping Approval	other
-------------------	-------



[sonstig](#)

[Umweltbestätigung](#)

Further information

Information- and Downloadcenter (Catalogs, Brochures,...)

<http://www.siemens.com/industrial-controls/catalogs>

Industry Mall (Online ordering system)

<https://mall.industry.siemens.com/mall/en/en/Catalog/product?mlfb=3RU11261HB0>

Cax online generator

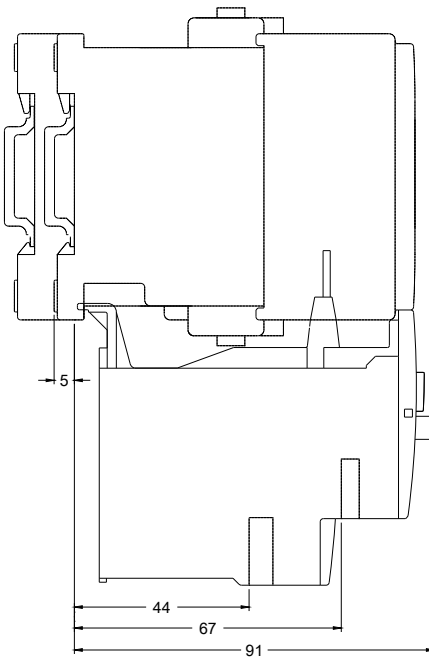
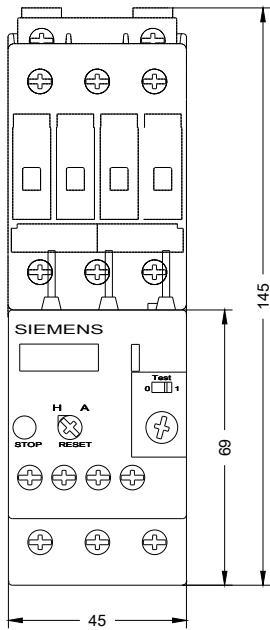
<http://support.automation.siemens.com/WW/CAXorder/default.aspx?lang=en&mlfb=3RU11261HB0>

Service&Support (Manuals, Certificates, Characteristics, FAQs,...)

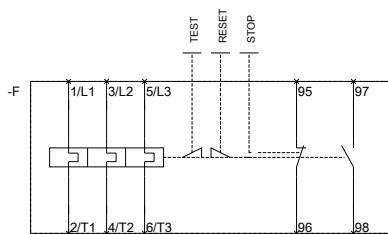
<https://support.industry.siemens.com/cs/ww/en/ps/3RU11261HB0>

Image database (product images, 2D dimension drawings, 3D models, device circuit diagrams, EPLAN macros, ...)

http://www.automation.siemens.com/bilddb/cax_de.aspx?mlfb=3RU11261HB0&lang=en



MEBERSCHREIZAIS FUER



QUERTRIEFENRELEKATION R

last modified:

05.04.2016